

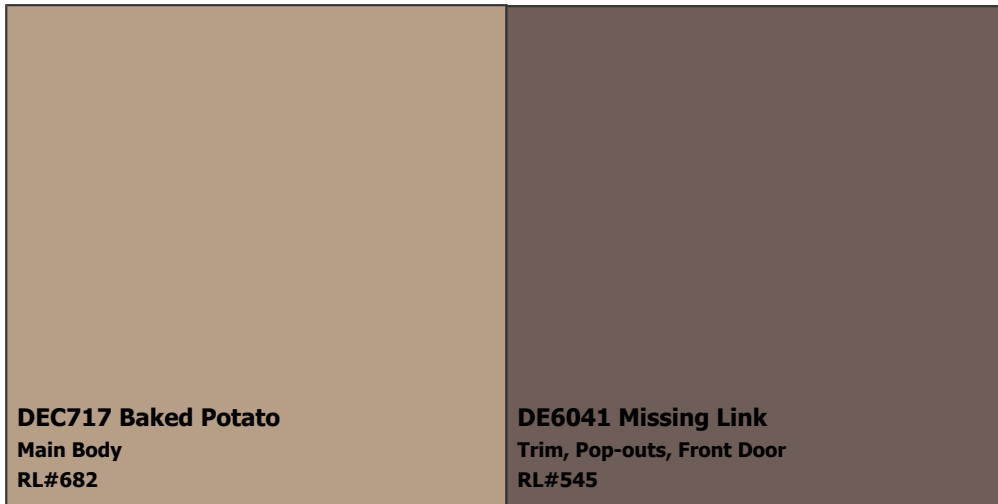
Highline Ranch



SUBDIVISION: Highline Ranch

LOCATION: Phoenix, AZ, 85042

Scheme 1



NOTES TO HOMEOWNERS: The selected color scheme cannot be the same as that of the houses on either side. Approved 5/2011. Colors have been updated to the nearest Perfect Palette color and may not be an exact match. These colors are not recommended for touch-ups; complete repaints only.

COLOR DISCLAIMER: These color chips are produced as accurately as possible; however, actual paint colors may vary from these samples and from batch to batch. Paint colors are affected by many factors, including lighting, age, type of finish, type of surface, and adjacent colors. Some colors may require more than one coat for complete coverage. If final color appearance and color matches are critical, paint should be sampled on the actual surface before full application. Application of the paint constitutes acceptance of the color. Dunn-Edwards assumes no responsibility for color after application.

<h2>Discount*</h2>
<p>Provide this account number and save up to 37% off LIST PRICE on Dunn-Edwards manufactured paint products.</p>
<h1>188544-000</h1>

CONVENIENT DUNN-EDWARDS STORE LOCATIONS		
<p>Ahwatukee - 141 4855 E Warner Rd #13</p>	<p>Tempe - 023 1719 E Southern Ave</p>	<p>Phoenix-Arcadia - 187 4201 E Thomas Road</p>
<p>(480) 705-9447</p>	<p>(480) 968-9492</p>	<p>(602) 825-2172</p>

COLOR USE ADVISORY: The color schemes presented are based on original color specifications approved by your community. Your community's color standards may have changed. Before undertaking your painting project, it is recommended that you seek approval of your color selections from the appropriate governing body for your community.

(888) DE PAINT®
dunnedwards.com

* Discount valid at Dunn-Edwards stores only. Offer not valid at Independent Paint Dealer locations, as other discounts may apply.



THE #1 CHOICE OF PAINTING PROFESSIONALS®

Highline Ranch



SUBDIVISION: Highline Ranch

LOCATION: Phoenix, AZ, 85042

Scheme 2



NOTES TO HOMEOWNERS: The selected color scheme cannot be the same as that of the houses on either side. Approved 5/2011. Colors have been updated to the nearest Perfect Palette color and may not be an exact match. These colors are not recommended for touch-ups; complete repaints only.

COLOR DISCLAIMER: These color chips are produced as accurately as possible; however, actual paint colors may vary from these samples and from batch to batch. Paint colors are affected by many factors, including lighting, age, type of finish, type of surface, and adjacent colors. Some colors may require more than one coat for complete coverage. If final color appearance and color matches are critical, paint should be sampled on the actual surface before full application. Application of the paint constitutes acceptance of the color. Dunn-Edwards assumes no responsibility for color after application.

Discount*

Provide this account number and save up to 37% off LIST PRICE on Dunn-Edwards manufactured paint products.

188544-000

CONVENIENT DUNN-EDWARDS STORE LOCATIONS

<p>Ahwatukee - 141 4855 E Warner Rd #13</p> <p>(480) 705-9447</p>	<p>Tempe - 023 1719 E Southern Ave</p> <p>(480) 968-9492</p>	<p>Phoenix-Arcadia - 187 4201 E Thomas Road</p> <p>(602) 825-2172</p>
--	---	--

COLOR USE ADVISORY: The color schemes presented are based on original color specifications approved by your community. Your community's color standards may have changed. Before undertaking your painting project, it is recommended that you seek approval of your color selections from the appropriate governing body for your community.

(888) DE PAINT®
dunnedwards.com

* Discount valid at Dunn-Edwards stores only. Offer not valid at Independent Paint Dealer locations, as other discounts may apply.



THE #1 CHOICE OF PAINTING PROFESSIONALS®


Highline Ranch



SUBDIVISION: Highline Ranch

LOCATION: Phoenix, AZ, 85042

Scheme 3



NOTES TO HOMEOWNERS: The selected color scheme cannot be the same as that of the houses on either side. Approved 7/2023

COLOR DISCLAIMER: These color chips are produced as accurately as possible; however, actual paint colors may vary from these samples and from batch to batch. Paint colors are affected by many factors, including lighting, age, type of finish, type of surface, and adjacent colors. Some colors may require more than one coat for complete coverage. If final color appearance and color matches are critical, paint should be sampled on the actual surface before full application. Application of the paint constitutes acceptance of the color. Dunn-Edwards assumes no responsibility for color after application.

<h2>Discount*</h2>
<p>Provide this account number and save up to 37% off LIST PRICE on Dunn-Edwards manufactured paint products.</p>
<h1>188544-000</h1>

CONVENIENT DUNN-EDWARDS STORE LOCATIONS		
<p>Ahwatukee - 141 4855 E Warner Rd #13</p>	<p>Tempe - 023 1719 E Southern Ave</p>	<p>Phoenix-Arcadia - 187 4201 E Thomas Road</p>
<p>(480) 705-9447</p>	<p>(480) 968-9492</p>	<p>(602) 825-2172</p>

COLOR USE ADVISORY: The color schemes presented are based on original color specifications approved by your community. Your community's color standards may have changed. Before undertaking your painting project, it is recommended that you seek approval of your color selections from the appropriate governing body for your community.

(888) DE PAINT®
dunnedwards.com

* Discount valid at Dunn-Edwards stores only. Offer not valid at Independent Paint Dealer locations, as other discounts may apply.



THE #1 CHOICE OF PAINTING PROFESSIONALS®


Highline Ranch



SUBDIVISION: Highline Ranch

LOCATION: Phoenix, AZ, 85042

Scheme 4



NOTES TO HOMEOWNERS: The selected color scheme cannot be the same as that of the houses on either side. Approved 5/2011. Colors have been updated to the nearest Perfect Palette color and may not be an exact match. These colors are not recommended for touch-ups; complete repaints only.

COLOR DISCLAIMER: These color chips are produced as accurately as possible; however, actual paint colors may vary from these samples and from batch to batch. Paint colors are affected by many factors, including lighting, age, type of finish, type of surface, and adjacent colors. Some colors may require more than one coat for complete coverage. If final color appearance and color matches are critical, paint should be sampled on the actual surface before full application. Application of the paint constitutes acceptance of the color. Dunn-Edwards assumes no responsibility for color after application.

Discount*

Provide this account number and save up to 37% off LIST PRICE on Dunn-Edwards manufactured paint products.

188544-000

CONVENIENT DUNN-EDWARDS STORE LOCATIONS

<p>Ahwatukee - 141 4855 E Warner Rd #13</p> <p>(480) 705-9447</p>	<p>Tempe - 023 1719 E Southern Ave</p> <p>(480) 968-9492</p>	<p>Phoenix-Arcadia - 187 4201 E Thomas Road</p> <p>(602) 825-2172</p>
--	---	--

COLOR USE ADVISORY: The color schemes presented are based on original color specifications approved by your community. Your community's color standards may have changed. Before undertaking your painting project, it is recommended that you seek approval of your color selections from the appropriate governing body for your community.

(888) DE PAINT®
dunnedwards.com

* Discount valid at Dunn-Edwards stores only. Offer not valid at Independent Paint Dealer locations, as other discounts may apply.



THE #1 CHOICE OF PAINTING PROFESSIONALS®

Highline Ranch



SUBDIVISION: Highline Ranch

LOCATION: Phoenix, AZ, 85042

Scheme 5



NOTES TO HOMEOWNERS: The selected color scheme cannot be the same as that of the houses on either side. Approved 5/2011. Colors have been updated to the nearest Perfect Palette color and may not be an exact match. These colors are not recommended for touch-ups; complete repaints only.

COLOR DISCLAIMER: These color chips are produced as accurately as possible; however, actual paint colors may vary from these samples and from batch to batch. Paint colors are affected by many factors, including lighting, age, type of finish, type of surface, and adjacent colors. Some colors may require more than one coat for complete coverage. If final color appearance and color matches are critical, paint should be sampled on the actual surface before full application. Application of the paint constitutes acceptance of the color. Dunn-Edwards assumes no responsibility for color after application.

Discount*

Provide this account number and save up to 37% off LIST PRICE on Dunn-Edwards manufactured paint products.

188544-000

CONVENIENT DUNN-EDWARDS STORE LOCATIONS

<p>Ahwatukee - 141 4855 E Warner Rd #13</p> <p>(480) 705-9447</p>	<p>Tempe - 023 1719 E Southern Ave</p> <p>(480) 968-9492</p>	<p>Phoenix-Arcadia - 187 4201 E Thomas Road</p> <p>(602) 825-2172</p>
--	---	--

COLOR USE ADVISORY: The color schemes presented are based on original color specifications approved by your community. Your community's color standards may have changed. Before undertaking your painting project, it is recommended that you seek approval of your color selections from the appropriate governing body for your community.

(888) DE PAINT®
dunnedwards.com

* Discount valid at Dunn-Edwards stores only. Offer not valid at Independent Paint Dealer locations, as other discounts may apply.



THE #1 CHOICE OF PAINTING PROFESSIONALS®

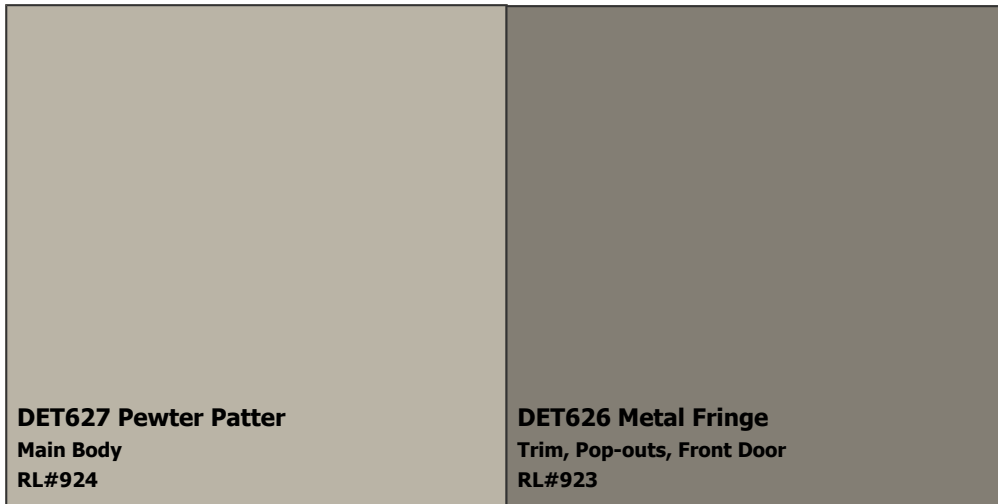
Highline Ranch



SUBDIVISION: Highline Ranch

LOCATION: Phoenix, AZ, 85042

Scheme 6



NOTES TO HOMEOWNERS: The selected color scheme cannot be the same as that of the houses on either side. Approved 7/2023

COLOR DISCLAIMER: These color chips are produced as accurately as possible; however, actual paint colors may vary from these samples and from batch to batch. Paint colors are affected by many factors, including lighting, age, type of finish, type of surface, and adjacent colors. Some colors may require more than one coat for complete coverage. If final color appearance and color matches are critical, paint should be sampled on the actual surface before full application. Application of the paint constitutes acceptance of the color. Dunn-Edwards assumes no responsibility for color after application.

<h2>Discount*</h2>
Provide this account number and save up to 37% off LIST PRICE on Dunn-Edwards manufactured paint products.
<h1>188544-000</h1>

CONVENIENT DUNN-EDWARDS STORE LOCATIONS		
Ahwatukee - 141 4855 E Warner Rd #13 (480) 705-9447	Tempe - 023 1719 E Southern Ave (480) 968-9492	Phoenix-Arcadia - 187 4201 E Thomas Road (602) 825-2172

COLOR USE ADVISORY: The color schemes presented are based on original color specifications approved by your community. Your community's color standards may have changed. Before undertaking your painting project, it is recommended that you seek approval of your color selections from the appropriate governing body for your community.

(888) DE PAINT®
dunnedwards.com

* Discount valid at Dunn-Edwards stores only. Offer not valid at Independent Paint Dealer locations, as other discounts may apply.



THE #1 CHOICE OF PAINTING PROFESSIONALS®

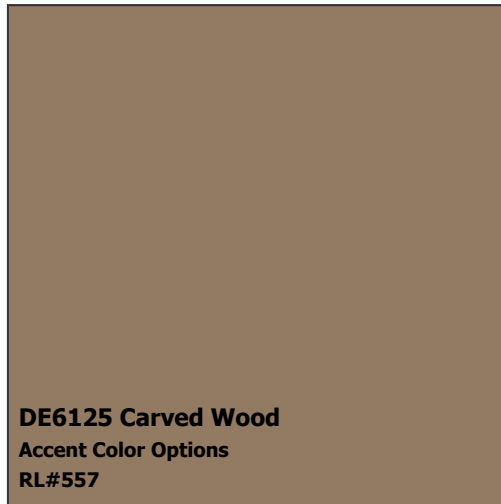
Highline Ranch



SUBDIVISION: Highline Ranch

LOCATION: Phoenix, AZ, 85042

Community Colors - COMMON WALLS



DE6125 Carved Wood
Accent Color Options
RL#557

NOTES TO HOMEOWNERS: Approved 5/2011. Colors have been updated to the nearest Perfect Palette color and may not be an exact match. These colors are not recommended for touch-ups; complete repaints only.

COLOR DISCLAIMER: These color chips are produced as accurately as possible; however, actual paint colors may vary from these samples and from batch to batch. Paint colors are affected by many factors, including lighting, age, type of finish, type of surface, and adjacent colors. Some colors may require more than one coat for complete coverage. If final color appearance and color matches are critical, paint should be sampled on the actual surface before full application. Application of the paint constitutes acceptance of the color. Dunn-Edwards assumes no responsibility for color after application.

Discount*

Provide this account number and save up to 37% off LIST PRICE on Dunn-Edwards manufactured paint products.

188544-000

CONVENIENT DUNN-EDWARDS STORE LOCATIONS

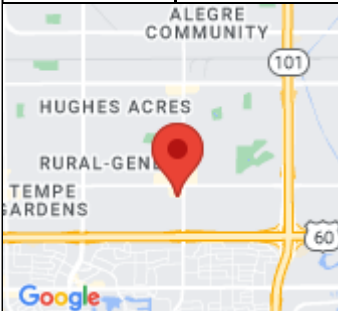
Ahwatukee - 141
4855 E Warner Rd #13

(480) 705-9447



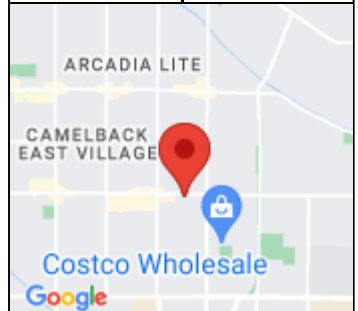
Tempe - 023
1719 E Southern Ave

(480) 968-9492



Phoenix-Arcadia - 187
4201 E Thomas Road

(602) 825-2172



COLOR USE ADVISORY: The color schemes presented are based on original color specifications approved by your community. Your community's color standards may have changed. Before undertaking your painting project, it is recommended that you seek approval of your color selections from the appropriate governing body for your community.

(888) DE PAINT®
dunnedwards.com

* Discount valid at Dunn-Edwards stores only. Offer not valid at Independent Paint Dealer locations, as other discounts may apply.



THE #1 CHOICE OF PAINTING PROFESSIONALS®

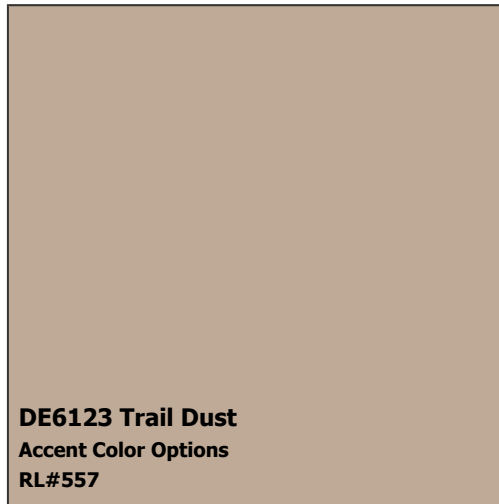
Highline Ranch



SUBDIVISION: Highline Ranch

LOCATION: Phoenix, AZ, 85042

Community Colors - ENTRY WALLS



DE6123 Trail Dust
Accent Color Options
RL#557

NOTES TO HOMEOWNERS: Approved 5/2011. Colors have been updated to the nearest Perfect Palette color and may not be an exact match. These colors are not recommended for touch-ups; complete repaints only.

COLOR DISCLAIMER: These color chips are produced as accurately as possible; however, actual paint colors may vary from these samples and from batch to batch. Paint colors are affected by many factors, including lighting, age, type of finish, type of surface, and adjacent colors. Some colors may require more than one coat for complete coverage. If final color appearance and color matches are critical, paint should be sampled on the actual surface before full application. Application of the paint constitutes acceptance of the color. Dunn-Edwards assumes no responsibility for color after application.

Discount*

Provide this account number and save up to 37% off LIST PRICE on Dunn-Edwards manufactured paint products.

188544-000

CONVENIENT DUNN-EDWARDS STORE LOCATIONS

<p>Ahwatukee - 141 4855 E Warner Rd #13</p>	<p>Tempe - 023 1719 E Southern Ave</p>	<p>Phoenix-Arcadia - 187 4201 E Thomas Road</p>
<p>(480) 705-9447</p>	<p>(480) 968-9492</p>	<p>(602) 825-2172</p>

COLOR USE ADVISORY: The color schemes presented are based on original color specifications approved by your community. Your community's color standards may have changed. Before undertaking your painting project, it is recommended that you seek approval of your color selections from the appropriate governing body for your community.

(888) DE PAINT®
dunnedwards.com

* Discount valid at Dunn-Edwards stores only. Offer not valid at Independent Paint Dealer locations, as other discounts may apply.



THE #1 CHOICE OF PAINTING PROFESSIONALS®